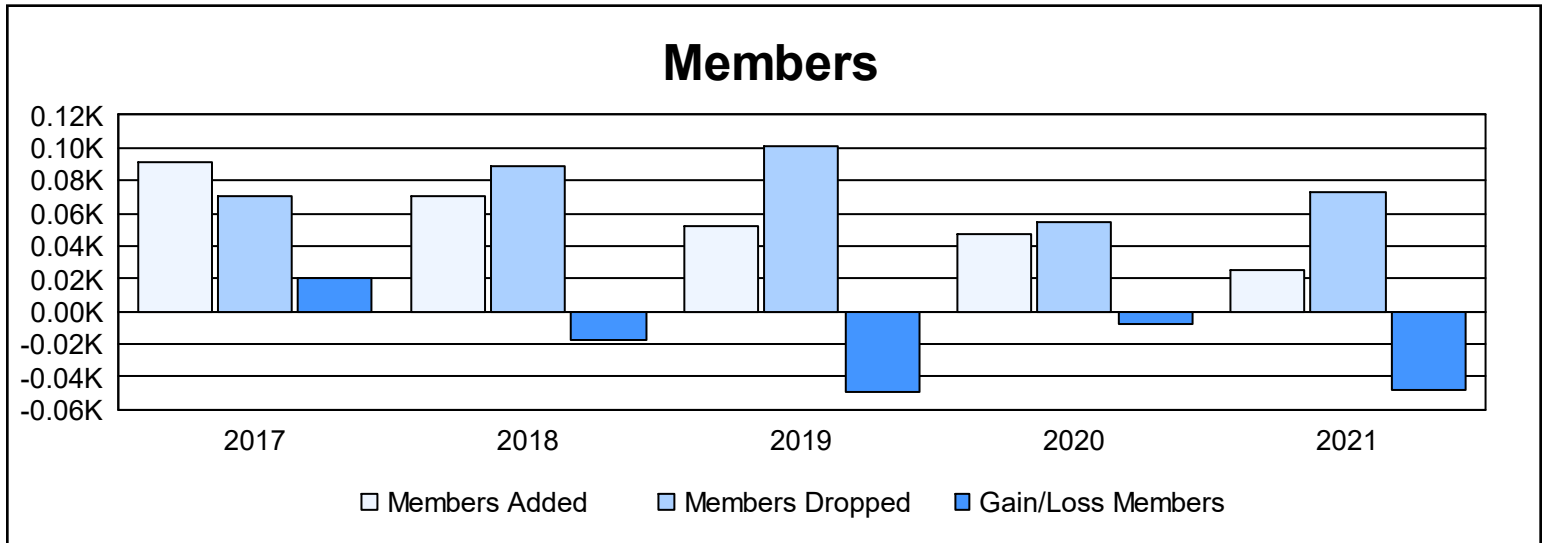
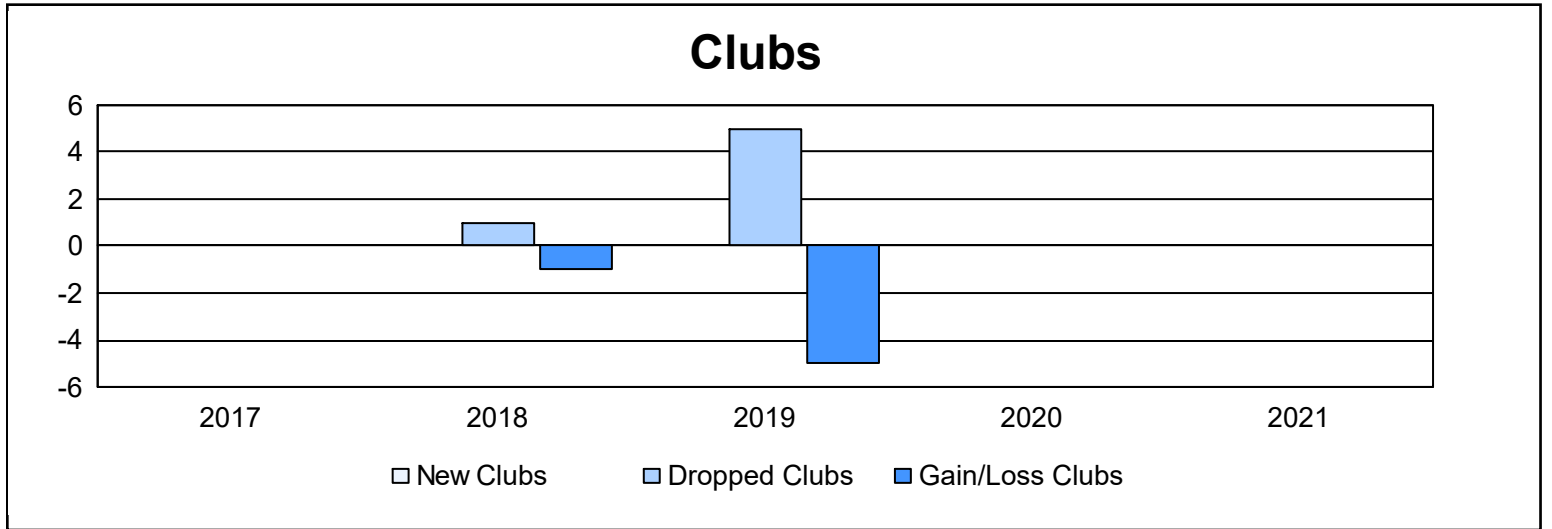
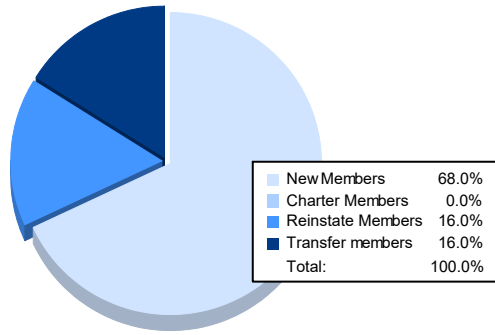


| Year | New Clubs | Dropped Clubs | Gain/ Loss Clubs | New Members | Charter Members | Reinstate Members | Transfer Members | Total Member Added | Total Members Dropped | Gain/ Loss Members |
|----------------|-----------|---------------|------------------|-------------|-----------------|-------------------|------------------|--------------------|-----------------------|--------------------|
| 2016-2017 | 0 | 0 | 0 | 77 | 1 | 5 | 8 | 91 | 71 | 20 |
| 2017-2018 | 0 | 1 | -1 | 67 | 0 | 1 | 3 | 71 | 89 | -18 |
| 2018-2019 | 0 | 5 | -5 | 44 | 0 | 4 | 4 | 52 | 101 | -49 |
| 2019-2020 | 0 | 0 | 0 | 37 | 0 | 9 | 1 | 47 | 55 | -8 |
| 2020-2021 | 0 | 0 | 0 | 17 | 0 | 4 | 4 | 25 | 73 | -48 |
| Average | 0 | 1 | -1 | 48 | 0 | 5 | 4 | 57 | 78 | -21 |



Membership Composition June 2021 Cumulative



Gender Composition June 2021 Cumulative

